

Oldfield School

Year 11:

Subject Guides,

Tips and Advice





Contents

Business Studies.....	3
Child Development.....	4
Computing.....	5
Dance	6
Drama.....	7
English Literature	Error! Bookmark not defined.
Fine Art.....	8
Food Preparation and Nutrition.....	9
French	10
Geography.....	12
History.....	13
Maths	14
Media Studies	15
Music.....	16
P.E. (GCSE).....	17
P.E (Sports Studies)	18
Photography.....	19
Product Design.....	20
Religion, Philosophy and Ethics	21
Science	22
Sociology	23
Spanish	24
Textiles	26



Business Studies

Exam Board:	EDUQAS
Topics to revise:	Personal Learning Checklist https://oldfieldschool0.sharepoint.com/:w:/s/OLD_Subjects_BS/EW5QYbRQwLNNk83MnR65aokB5krgtFio-udw7mFTafHE0w?e=hNWZun
Key Words:	https://oldfieldschool0.sharepoint.com/:f:/s/OLD_Subjects_BS/EktTqadh361HnOaD_BYDAp_kBhqpAolBvfhRZ_dpWDidg6g?e=l598Yc
Recommended revision guides and work books:	https://www.amazon.co.uk/WJEC-Eduqas-Business-Malcolm-Surridge/dp/1510405291/ref=sr_1_1?dchild=1&keywords=eduqas+business+gcse&qid=1631192219&sr=8-1 My Revision Notes: WJEC and EDUQAS GCSE Business: Amazon.co.uk: Salter, David: 9781510426535: Books
Useful revision websites:	https://www.bbc.co.uk/bitesize/examspecs/zbqrgwx https://oldfieldschool0.sharepoint.com/:f:/s/OLD_Subjects_BS/ErPuizyDk1RLkHSWDD4950QBVSb_4hc8HNCpYIFITTMxmg?e=oclcqH https://resources.eduqas.co.uk/Pages/ResourceByArgs.aspx?subid=4&lvlid=2 https://resources.eduqas.co.uk/Pages/ResourceSingle.aspx?rlid=1281 https://www.youtube.com/watch?v=8HWnUUeVv2M https://www.tutor2u.net/ https://www.twoteachers.co.uk/ https://www.youtube.com/channel/UCe83jLdZ3PuqVwAHe6B3U2A https://www.youtube.com/channel/UCnVHZKYx1vWVnhRjJqJbNdQ https://www.youtube.com/c/twoteachers Super Curriculum https://oldfieldschool0.sharepoint.com/sites/OLD_Subjects_BS/Year%2011/Forms/AllItems.aspx?id=%2Fsites%2FOLD%5FSubjects%5FBS%2FYear%2011%2FSuper%20Curriculum%20Home%20Work&viewid=e0e756a1%2Da233%2D460e%2D9fee%2De57f44e46deb SharePoint Index Index and Links For GCSE Business Studies .docx
Recommended Past Paper links:	https://www.eduqas.co.uk/qualifications/business-gcse/#tab_pastpapers
What does good revision look like?	Self-test using your knowledge organisers, revision guides and glossaries Make notes on the topics you know least about Work through the details of each key study and record the most important information Make mind maps of the key content Answer the exam questions Plan answers to the essay questions Make flash cards



Child Development

Subject:	Child development
Exam Board:	OCR Cambridge National
Recommended revision guides and work books:	RO20 Link to support slides on Sharepoint



Computing

Exam Board:	OCR
Topics to revise:	Paper 1 1.1 Systems Architecture 1.2 Memory 1.3 Storage 1.4 Wired and Wireless Networks 1.5 Network Topologies, Protocols and Layers 1.6 System Security 1.7 Systems Software 1.8 Ethical, Legal, Cultural and Environmental Concerns Paper 2 2.1 Algorithms 2.2 Programming Techniques 2.3 Producing Robust Programs 2.4 Computational Logic 2.5 Translators and Facilities of Languages 2.6 Data Representation
Key Words:	www.teach-ict.co.uk Username ba1 9ab password : python6
Recommended revision guides and work books:	All in our shared area and in the teams resources tab CGP revise guide OCR GCSE computer Science GCSE computer Science 19 Cambridge
Useful revision websites:	https://www.bbc.co.uk/bitesize/examspecs/zmtchbk https://app.senecalearning.com/ www.teach-ict.co.uk www.craigndave.com www.craigndave.com/videos
Recommended Past Paper links:	These can be found in Teams and Sharepoint



Dance

Exam Board:	AQA
Topics to revise:	<p>Section A-Choreography- creating a motif (action, space, dynamics), motif development, choreographic intention, choreographic devices, structure, highlights and climax, aural setting/accompaniment, physical setting.</p> <p>Section A- Skills- Technical, Physical, Expressive and Mental; definitions of each skill; examples of exercises to improve each skill</p> <p>Section A- Health and Safe Practice (of the dancer and of the rehearsal space)</p> <p>Section B- YOU AS A DANCER- Technical, Physical, Expressive and Mental skills in relation to your Set Phrase (Breathe), to your performance in a duo/trio and in relation to your choreography.</p> <p>Section C- Anthology- Costume, Lighting, Physical Setting, Props, Use of Camera, Movement style, Choreographic intention/starting points/stimuli; Use of the dancers, movement content and motifs. Comparisons between 2 works.</p>
Key Words:	All key words are in your revision booklets.
Recommended revision guides and work books:	<p>Oldfield School GCSE Dance Revision Guide. Anthology Workbook</p> <p>These are also saved in Teams and on Sharepoint.</p>
Useful revision websites:	<p>websites:</p> <p>https://www.youtube.com/watch?v=z_yqDn_20PQ (A Linha Curva)</p> <p>https://www.youtube.com/watch?v=wNs8lPkQLmk (Artificial Things)</p> <p>Emancipation of Expressionism - YouTube (Emancipation of Expressionism)</p> <p>Infra - YouTube</p> <p>Shadows - YouTube</p> <p>Within Her Eyes - YouTube</p>
Recommended Past Paper links:	These can be found in Teams and Sharepoint
What does good revision look like?	Classroom: use your dance notebook and revision guide to go through the different types of skills, their definitions and the different exercises you need to improve these. If they have access to a computer: use the links to the anthology works- watch a work and pick one of the constituent features (lighting, accompaniment/aural setting, physical setting costume, use of camera) to analyse and revise. Make sure you can give clear examples from the work/s.



Drama

Exam Board:	Eduqas
Control assessment and due date	<p>Already Completed.</p> <ul style="list-style-type: none"> • Component 1: Devising June 23 (Completed) • Component 2: Performing from a Text 6.3.24 (Completed)
Topics to revise:	<ul style="list-style-type: none"> • Set Text – Noughts and Crosses • Live Theatre Review (student choice)
Key Words:	<p>Key Words are available in:</p> <ul style="list-style-type: none"> - Knowledge Organisers (SharePoint) Section B Live Theatre - Live Theatre review guide (SharePoint) Section B Live Theatre - EDUQAS drama GCSE specification - BBC Bitesize, EDUQAS drama pages.
Recommended revision guides and work books:	<p>Digital copy of the text (SharePoint) Noughts and Crosses Script</p> <p>Live Theatre Review guide (SharePoint) Section B Live Theatre</p> <p>Eduqas Noughts and Crosses student guide</p> <p>https://resource.download.wjec.co.uk/vtc/2021-22/wjec21-22_1-2/batch-b-pdf/noughts-and-crosses.pdf</p>
Useful revision websites:	<p>BBC Bitesize – https://www.bbc.co.uk/bitesize/examspecs/zdb6xyc</p> <p>Exam specification - https://www.eduqas.co.uk/media/abtjz5rx/eduqasgcse-drama-spec-from-2016-e-19-10-2020.pdf</p> <p>Look for clips of your chosen Live Theatre performance on Youtube.</p>
Recommended Past Paper links:	<p>Exam board website</p> <p>https://www.eduqas.co.uk/qualifications/dramagcse/#tab_overview</p> <p>Please also see Year 11 SharePoint page C3 Written exam 0X and Live Theatre</p>
Useful revision websites:	
Recommended Past Paper links:	
What does good revision look like?	<ul style="list-style-type: none"> •



Fine Art

Exam Board:	AQA
Topics to revise:	<p>Students are not required to revise in a traditional sense as they will be marked on coursework only. However, in order to maximise marks they should ensure that sketchbooks are completed before hand in.</p> <p>Students need to hand in three individual projects: Natural Forms; Identity; Externally set assignment.</p>
Useful resources:	<p>Please refer to the following resources on the Year 11 Super curriculum:</p> <p>KS4 Materials & Techniques</p> <p>Year 11 Exam planning help guide.pptx</p> <p>In addition to this, your teacher regularly writes you personalised feedback for your project in your red book. Please make sure you are reading this and following the advice given.</p>



Food Preparation and Nutrition

Exam Board:	OCR
Topics to revise:	<ul style="list-style-type: none"> • The relationship between diet and health • Nutritional and dietary needs of different groups of people • Nutritional needs when selecting recipes for different groups of people • Energy balance • Macro nutrients – Protein, Fat and Carbohydrates • Micro nutrients - Vitamins and Minerals • Water • Nutritional content of the main commodity groups • Food Provenance: Food source and supply • Food processing and production • Food security • Technological developments to support better health and food production • Development of culinary traditions • Factors influencing food choice • Food Science • Sensory Properties • Food Safety
Key Words:	Please see TEAMS for keyword booklets and knowledge organisers.
Recommended revision guides and work books:	Any GCSE Food Preparation and Nutrition Revision guide
Useful revision websites:	<p>Seneca – weblink on Satchel One – weekly topics uploaded to complete</p> <p>https://www.bbc.co.uk/bitesize/subjects/zdn9jhw</p> <p>https://www.nutrition.org.uk/</p> <p>https://www.foodafactoflife.org.uk/14-16-years/</p> <p>https://www.nhs.uk/change4life</p> <p>https://www.bhf.org.uk/informationsupport/support/healthy-living/healthy-eating</p>
Recommended Past Paper links:	<p>All are on within our Microsoft Teams group and on the OCR website</p> <p>https://ocr.org.uk/qualifications/gcse/food-preparation-and-nutrition-j309-from-2016/assessment/</p>



French

Exam Board:	AQA
Title of topics to revise:	<p>Me, my family and friends (relationships/marriage) Technology (social media/mobile phones) Free time activities (music/cinema/TV/eating out/sport) Customs and Festivals (in Spain and Spanish speaking countries)</p> <p>Home, town, neighbourhood and region (home/where I live) Social issues (healthy living/charity work) Global issues (environment/poverty and homelessness) Travel and tourism (holidays/regions in Spain)</p> <p>Life at school and college (school and subjects) Jobs, career choices and ambitions (university/work/future plans)</p>
Key Words:	<p>Top 10 words for each unit: Vocabulary Full list of words for all topics: Vocabulary-list-French GCSE.docx</p>
Recommended revision guides and workbooks:	<p>1. GCSE French AQA Complete Revision & Practice (with CD & Online Edition) - Grade 9-1 CGP</p> <p>This book is bigger, has more details and 1 practice paper in the back. There are questions at the end of each unit and vocabulary pages to work through. There is a CD with access to the online Edition.</p> <p>2. 9-1 GCSE French AQA Revision Guide (with Online Edition)</p> <p>Similar to #1 but smaller and more concise. Still contains all the topics, relevant vocabulary, practice questions and online edition access.</p> <p>3. GCSE French AQA Exam Practice Workbook - for the Grade 9-1 Course</p> <p>This is often bought along with #2 as a more focused practice workbook with all exam style questions.</p> <p>4. New Grade 9-1 GCSE AQA French: Vocabulary Revision Question Cards</p> <p>If Vocabulary is a struggle, work through this pack of ready-made flashcards. All topic related vocabulary in line with our AQA exam board. Also includes helpful tips.</p> <p>5. New Grade 9-1 GCSE AQA French: Grammar & Translation Revision Question Cards</p> <p>Great for targeting topic specific exam style questions.</p>



<p>Useful revision websites (please provide links)</p>	<p>HIGHER AND FOUNDATION</p> <ol style="list-style-type: none"> 1. SharePoint. Go to French / Y11 <p>ACTION PLAN 2025 with lots of teacher made links for revision can be found here:</p> <p>Y11 revision plan FRENCH 2025.pdf</p> <ol style="list-style-type: none"> 2. Kerboodle interactive textbook www.kerboodle.com Username : jsmith Password : jsmith (first time logging in – prompted to change to school login password) Institution code: ww7 3. https://www.memrise.com/en/learn-french/french-course/tags/gcse 4. https://app.senecalearning.com/dashboard/join-class/jw6lmzdz9b
<p>Links to Past Papers and mark schemes:</p>	<p>https://revisionworld.com/gcse-revision/french/french-gcse-past-papers/aqa-gcse-french-past-papers</p>
<p>What does good revision look like?</p>	<p>The SharePoint revision action plan is an excellent starting point. It contains 10 sessions to help focus you on preparing for one of the key skill areas and exams. Why not check out our new range of 120 second videos? 6 120 second videos</p> <p>The Kerboodle and Seneca links above contain all the topic areas for you to choose which ones you'd like to revise. There are lots of reading and listening activities to practice.</p> <p>Also, use the CGP French Revision Guide to hone your reading, listening and translation skills (it comes with a CD)</p> <p>Memrise is great to practice the vocabulary for each topic area (link above)</p>



Geography

Exam Board:	AQA		
Topics to revise:	Paper 1 1.NATURAL HAZARDS 2.LIVING WORLD 3.PHYSICAL LANDSCAPES OF THE UK- RIVERS AND COASTS	Paper 2 1.URBAN ISSUES AND CHALLENGES - RIO AND BRISTOL 2.CHANGING ECONOMIC WORLD 3.RESOURCE MANAGEMENT	Paper 3 1.GEOGRAPHICAL SKILLS AND CLEVEDON
Recommended revision guides and work books:	We recommend using the knowledge organisers we have produced – this is everything you need to learn for each topic: Full unit knowledge organisers (Revision guides often have different case studies).		
Useful revision websites:	Knowledge organisers – this is everything you need to learn: Full unit knowledge organisers Example questions, mark schemes, worked answers and model answers: Paper 1: Paper 1- Physical Paper 2: Paper 2- Human Paper 3: Paper 3- Skills Super Curriculum overview- GCSE Geography Revision- Super Curriculum there are lots of other revision resources here		
Recommended Past Paper links:	4. Past Paper Material (super Curriculum link to all the past papers)		
What does good revision look like?	<ol style="list-style-type: none"> 1. Find the topic you want to revise on your knowledge organiser 2. Process the information into another form, flash card, mnemonic, diagrams... - make sure this involves thought 3. Review the information until it is memorised 4. Open the relevant Exam question and complete. 5. Watch the video where you will see a teacher showing you how to answer the exam question- this is vital as you will understand exam technique, examples and how to write geographically . Mark your answer and make corrections <p>Repeat this process again, and again, and again!</p>		



History

Exam Board:	Edexcel
Topics to revise:	A full list of revision topics can be found on SharePoint- 0. GCSE History Exams Revision Materials
Recommended revision guides and work books:	Resources for revision can be found via the above Share Point link.
Useful revision websites:	https://www.bbc.co.uk/bitesize/examspecs/zw4bv4j
Recommended Past Paper links:	To be found on the above Share Point link
What does good revision look like?	<ol style="list-style-type: none">1. Core knowledge learning from your Knowledge Blast sheets given to you in class2. Knowledge recall from the weekly 6 for 6 Cards3. Exam question practice, available on above Sharepoint link <p>These stages are all available through the revision materials on Sharepoint</p> <p>Seneca is also good for core factual knowledge and recall of key facts- Seneca - Learn 2x Faster</p>



Maths

Subject:	Maths
Exam Board:	Edexcel
Topics to revise:	See the pupil's individualised exam feedback sheet for the list of topics.
Key Words:	https://www.mathsemporium.com/wp-content/uploads/empdocs/GCSE%20(9-1)%20A%20Teacher%20Guide%20To%20Command%20Words.pdf
Recommended revision guides and work books:	CGP Complete revision and practice Higher Foundation
Useful revision websites:	Corbett maths Maths genie Dr Frost Maths
Recommended Past Paper links:	https://www.hannahkettlemaths.co.uk/half-past-papers https://www.mathsgenie.co.uk/papers.php
What does good revision look like?	 Super Curriculum Guide.pdf



Media Studies

Exam Board:	Eduquas
Topics to revise:	Component 1 <ul style="list-style-type: none">• Set Print Texts (Advertisements, Magazine front Covers, Newspaper front Covers, Film Posters)• Fortnite (Video Game)• The Sun Newspaper• James Bond Film Marketing• The Archers Component 2 <ul style="list-style-type: none">• TV Crime Drama (Luther and The Sweeney)• Music Videos and online Media (Katy Perry / Pharrell Williams / TLC)
Key Words:	GCSE media studies Glossary.pdf (uk.s3.amazonaws.com)
Recommended revision guides and work books:	WJEC/Eduqas GCSE Media Studies Revision Guide: Amazon.co.uk: Sheard, Hayley: 9781911208891: Books
Useful revision websites:	BBC Bitesize - GCSE Media Studies - BBC Bitesize The Media Insider - YouTube
What does good revision look like?	You must: <ul style="list-style-type: none">• Learn the key Media Theories and be able to apply them to the set texts• Learn all the subject terminology and be able to apply them to the set text• Make sure you know the set texts inside out so that you make specific references to them within your extended responses



Music

Exam Board:	EDUQAS
Topics to revise:	<p>Area of study 1: Musical Forms and Devices Area of study 2: Music for Ensemble Area of study 3: Film Music Area of study 4: Popular Music</p> <p>Musical Elements:</p> <ul style="list-style-type: none"> • melody • harmony • tonality • form and structure • dynamics • sonority • texture • tempo • rhythm • metre <p>Badinerie by J.S.Bach for Flute and String Orchestra with Harpsichord (Final movement, Orchestral Suite No.2 in B minor, BWV 1067)</p> <p>Africa: Toto (released 1982)</p>
Key Words:	<p>Student Folders Super Curriculum</p>
Recommended revision guides and work books:	<p>CGP or Rhinegold Make sure you get the EDUQAS version!</p>
Useful revision websites:	<p>BBC Bitesize - https://www.bbc.co.uk/bitesize/examspecs/zbmct39</p>
What does good revision look like?	<p>Make sure you know the meaning of all of your keywords and that you can hear them in music – practise on any kind of music you chose.</p> <p>Then make sure you know all the features you would expect to hear in each genre of music from each area of study, and practise hearing these. Your repertoire needs to be a bit more specific for this!</p> <p>Finally, make sure you understand the context and analysis of each of your set works – you can revise this by listening and following through with your score and looking back over the kinds of questions that will be asked about these pieces.</p>



P.E. (GCSE)

Exam Board:	AQA
Topics to revise:	Paper 1: <ul style="list-style-type: none"> • The structure and functions of the musculoskeletal system • The structure and functions of the cardio-respiratory system • Movement Analysis • Physical Training Paper 2: <ul style="list-style-type: none"> • Skill acquisition and goal setting • Sport Psychology • Socio-cultural influences • Health fitness and well-being
Key Words:	All key words are at the back of the CGP revision guide or AQA GCSE PE textbook. Also available online: https://filestore.aqa.org.uk/resources/pe/AQA-8582- VOCAB.PDF
Recommended revision guides and work books:	CGP AQA GCSE PE 1-9
Useful revision websites:	https://www.theeverlearner.com/ https://senecalearning.com/en-GB/ https://www.bbc.co.uk/bitesize/subjects/znyb4wx
Past Papers	AQA GCSE Physical Education Assessment resources
What does good revision look like?	For paper one focus on unit 4 as a priority as there are significant amounts of questions related to training and fitness. For both papers, be clear on your definitions so that you can apply it accurately to questions.



P.E (Sports Studies)

Exam Board:	OCR
Topics to revise:	<ul style="list-style-type: none">• LO1: Issues which affect participation in sport• LO2: The role of sport in promoting values• LO3: The implications of hosting a major sporting event for a city or country• LO4: The role National Governing Bodies (NGBs) play in the development of their sport• LO6: The use of technology in sport
Key Words:	<p>A full list of the keywords can be found on the link below.</p> <p>GLOSSARY of key terms.docx (sharepoint.com)</p>
Recommended revision guides and work books:	<ul style="list-style-type: none">• Cambridge Nationals Sports Studies Text book:• My Revision Notes: Cambridge National Level 1/2 Sport Studies: My Revision Notes: Cambridge National Level 1/2 Sport Studies eBook : Burrows, Symond, Young, Sue: Amazon.co.uk: Kindle Store• Zig Zag Revision Guide and work book provided by school
Useful revision websites:	<p>The EverLearner :: Home</p>
Past Papers	<p>A full selection of past exam papers can be found on the link below to our share point group.</p> <p>PE Vocational - Past Papers - All Documents (sharepoint.com)</p>
What does good revision look like?	<ol style="list-style-type: none">1. Focus on your areas of weakness e.g. governing bodies2. Practice 8 mark exam questions focusing on P.E.E3. Use past papers to practice, practice practice!



Photography

Exam Board:	AQA
Topics to revise:	<p>Students are not required to revise in a traditional sense as they will be marked on coursework only. Their coursework will need to be submitted in full to their class teacher before their exam starts. After this time students are not able to make any further adjustments to their coursework.</p> <p>Students need to hand in three individual projects: Urban; Reflection & Distortion; Externally set assignment.</p>
Key Words:	<p>Please see the KS4/5 Literacy Guide for Photography available on the subject Super Curriculum: KS4 and 5 Literacy Guide.pptx</p>


















Product Design

Exam Board:	AQA
Topics to revise:	<ul style="list-style-type: none"> • Materials: Timber, Metals, Polymers Paper & Boards • Properties of papers and boards, natural and manufactured timbers, metals and alloys and polymers. • Scales of production – one off, batch, mass, continuous. • Ecological and social footprint – The 6Rs, carbon footprint, safe working conditions, deforestation, mining, farming, product miles. • Forces and stresses – tension, compression, torsion, bending, shear and making materials stronger. • Surface treatments and finishes • Commercial manufacturing and finishes, quality control. • Investigation, primary and secondary data • Design strategies • Communicating design ideas – sketching, system drawings, isometric, orthographic. • Specialist techniques and processes • Industry and enterprise – how the design industry works • Sustainability and the environment. • People, culture and society • Production techniques and systems – automation, cad/cam, flexible manufacturing systems • Informing design decisions – planned obsolescence, design for maintenance. • Energy generation and storage– renewable and non-renewable. • Modern materials and Smart materials. • Composite materials and technical textiles • Systems and electronic systems processing • Mechanical devices
Key Words:	Glossary sheet pages 122-123 of CGP revision guide
Recommended revision guides and workbooks:	CGP AQA Design & Technology Revision Guide purchased in Year 10 Workbooks: Follow this link = Exam (Sharepoint > Product Design > Exam)
Useful revision websites:	https://www.bbc.co.uk/bitesize/examspecs/zby2bdm But mainly use the CGP Guide purchased in Year 10, your theory folder and the Revision Packs.
Recommended Past Paper links:	https://filestore.aqa.org.uk/sample-papers-and-mark-schemes/2019/june/AQA-8552W-QP-JUN19.PDF https://filestore.aqa.org.uk/resources/design-and-technology/AQA-85521-SMS.PDF https://www.aqa.org.uk/find-past-papers-and-mark-schemes Use the revision packs given out at Easter and your theory folder, make sure all practice past paper homeworks are completed, use BBC bitesize to test yourself on each topic.




Religion, Philosophy and Ethics

Exam Board:	Eduqas GCSE Religious Studies Eduqas					
Topics to revise:	<ul style="list-style-type: none">▪ Issues of Relationships▪ Issues of Life and Death▪ Issues of Good and Evil▪ Issues of Human Rights▪ Christianity: Beliefs and Teachings▪ Christianity: Practices▪ Islam: Beliefs and Teachings▪ Islam: Practices					
Recommended revision guides and work books:	<p>The pink, yellow, blue, orange, purple and green Knowledge Organisers created by Mrs Lewis are best!</p> <p>My Revision Notes WJEC Eduqas GCSE (9-1) Religious Studies Route A: Covering Christianity, Buddhism, Islam and Judaism : White, Joy, Craigen, Gavin: Amazon.co.uk: Books</p> <p>Eduqas GCSE Religious Studies (9-1): Route A: Christianity, Islam and themes : Lloyd, Clare: Amazon.co.uk: Books</p> <p>Eduqas GCSE (9-1) Religious Studies Route A Workbook: Amazon.co.uk: Haste, Elena: 9781398353930: Books</p> <p>GCSE Religious Studies: Revision Guide (with Online Edition): for the 2024 and 2025 exams (CGP GCSE RS) : CGP Books, CGP Books: Amazon.co.uk: Books</p>					
Useful revision websites:	GCSE Religious Studies - Eduqas - BBC Bitesize					
Recommended Past Paper links:	GCSE Religious Studies Eduqas					
What does good revision look like?	<p>Use of Super Curriculum Videos and Knowledge Organisers to form your own revision materials, learn the information off by heart and complete exam practice. See below:</p> <div><div><p>How should I use this Knowledge Organiser?</p><table><tr><td><p>1. Catch-up</p><p>You should use this to help catch up if you miss a lesson.</p></td><td><p>2. Condense + create</p><p>There's too much info in here so you should condense the information into your own revision resources. Such as your own:</p><ul style="list-style-type: none">□ Cornell notes□ Revision cards□ Revision clocks□ Infographics□ Graphic organisers□ Mind maps<p>All of which will help with your revision</p></td><td><p>3. Quizzing</p><p>You should quiz yourself, quiz others, you should also ask friends or family to quiz you.</p><p>Quizzing helps make sure you know the information off by heart (in the exam you don't have this KO!)</p></td><td><p>4. Learning off by heart</p><p>You should use this to learn information off by heart.</p><p>For example, learning key terms off by heart.</p><p>You could do this by writing it out. You could also write what you know from memory in black pen, then add (using the KO) in red pen what you forgot.</p></td><td><p>5. Exam Practice</p><p>You should also refer to the KO when you are completing exam practice, homework or assignments.</p><p>The best performing students revise the topic and then complete an exam question or questions.</p></td></tr></table></div></div>	<p>1. Catch-up</p>  <p>You should use this to help catch up if you miss a lesson.</p>	<p>2. Condense + create</p>  <p>There's too much info in here so you should condense the information into your own revision resources. Such as your own:</p> <ul style="list-style-type: none">□ Cornell notes□ Revision cards□ Revision clocks□ Infographics□ Graphic organisers□ Mind maps <p>All of which will help with your revision</p>	<p>3. Quizzing</p>  <p>You should quiz yourself, quiz others, you should also ask friends or family to quiz you.</p> <p>Quizzing helps make sure you know the information off by heart (in the exam you don't have this KO!)</p>	<p>4. Learning off by heart</p>  <p>You should use this to learn information off by heart.</p> <p>For example, learning key terms off by heart.</p> <p>You could do this by writing it out. You could also write what you know from memory in black pen, then add (using the KO) in red pen what you forgot.</p>	<p>5. Exam Practice</p>  <p>You should also refer to the KO when you are completing exam practice, homework or assignments.</p> <p>The best performing students revise the topic and then complete an exam question or questions.</p>
<p>1. Catch-up</p>  <p>You should use this to help catch up if you miss a lesson.</p>	<p>2. Condense + create</p>  <p>There's too much info in here so you should condense the information into your own revision resources. Such as your own:</p> <ul style="list-style-type: none">□ Cornell notes□ Revision cards□ Revision clocks□ Infographics□ Graphic organisers□ Mind maps <p>All of which will help with your revision</p>	<p>3. Quizzing</p>  <p>You should quiz yourself, quiz others, you should also ask friends or family to quiz you.</p> <p>Quizzing helps make sure you know the information off by heart (in the exam you don't have this KO!)</p>	<p>4. Learning off by heart</p>  <p>You should use this to learn information off by heart.</p> <p>For example, learning key terms off by heart.</p> <p>You could do this by writing it out. You could also write what you know from memory in black pen, then add (using the KO) in red pen what you forgot.</p>	<p>5. Exam Practice</p>  <p>You should also refer to the KO when you are completing exam practice, homework or assignments.</p> <p>The best performing students revise the topic and then complete an exam question or questions.</p>		



Science

Subject:	GCSE Combined Science and Separate Sciences		
	Biology	Chemistry	Physics
Title of topics to revise:	Biology Paper 1 <ul style="list-style-type: none"> Cells Digestion Heart and Health Plant tissues and organs Infection and Response Bioenergetics 	Chemistry Paper 1 <ul style="list-style-type: none"> Atomic structure Periodic table Ionic bonding Covalent & metallic bonding Electrolysis Chemical reactions Energy changes 	Physics Paper 1 <ul style="list-style-type: none"> Energy Particle Model Nuclear Physics Electricity
	Biology Paper 2 <ul style="list-style-type: none"> Homeostasis Reproduction Variation and evolution Ecology 	Chemistry Paper 2 <ul style="list-style-type: none"> Rates of reaction Organic chemistry Chemical analysis Atmospheric chemistry Using resources 	Physics Paper 2 <ul style="list-style-type: none"> Forces and motion Forces Waves Magnetism Space (SEPARATE SCIENCE ONLY)
Recommended revision guides and workbooks:	<div>  <p>Collins Combined Science Revision Guide (link). This covers Combined Science Biology, Chemistry and Physics. For separate sciences: - Biology - Chemistry - Physics</p> </div>		
Knowledge Organisers (Topic Summary Pages):	Oldfield Sharepoint link - 02 Knowledge Organisers - Topic Summary Pages		
Useful revision websites:	<p>Oldfield School Super Curriculum - 00 Super curriculum (REVISION)</p> <p>To use these resources effectively you should follow these steps in the back of your science book.</p> <ol style="list-style-type: none"> Find the topic you want to revise for Choose a subtopic that you want to improve on Watch the '0 Video' which gives you information and write at least ½ a page of notes or mind map Open the pdf '1a Exam Question' and complete it. Watch the '1b Walk through' video where you will see a teacher showing you how to answer the exam question Mark your answer and make corrections in a different colour pen 		
Links to Past Papers and mark schemes:	Sharepoint Link- 01 Exam Past Papers		



Sociology

Exam Board:	AQA
Topics to revise:	Families and Households Education Crime and Deviance Social Stratification Research Methods
Key Words:	You will find lists of key words in the “consolidating” section of the super-curriculum . Quizlet is also an excellent source to use to aid learning on all the key terms in Sociology. See links to these in the “useful revision websites” section of this document.
Recommended revision guides and workbooks:	<p>Main Course Textbook ISBN: 978-1510470286 AQA GCSE (9-1) Sociology, Updated Edition</p> <p>Suggested Revision Guide AQA GCSE 9-1 Sociology All-in-One Complete Revision and Practice (Collins GCSE Grade 9-1 Revision)</p> <p>Tutor2u offer some excellent revision resources too: https://www.tutor2u.net/sociology/store/selections/aqa-gcse-sociology-teaching-revision-resources</p> <p>Also, make use of:</p> <ul style="list-style-type: none"> *Additional workbooks that you can download for every topic from the “deepening” section of the super-curriculum. *Condensed knowledge organisers that you can download for every topic from the “consolidating” section of the super-curriculum. *Audio mock feedback from your teachers that help you to understand how to do well in exam questions. This can be found in the “deepening” section of the super-curriculum.
Useful revision websites:	<p>BBC Bitesize: https://www.bbc.co.uk/bitesize/subjects/zbbw2hv</p> <p>Seneca Learning: https://app.senecalearning.com/</p> <p>AQA: https://www.aqa.org.uk/subjects/sociology/gcse</p> <p>Search Tutor2U Sociology GCSE Revision on: www.youtube.com</p> <p>Quizlet: https://quizlet.com/MsEagleHighStorrs/sets</p>
Recommended Past Paper links:	https://www.aqa.org.uk/subjects/sociology/gcse
What does good revision look like?	<p>Self-test using your knowledge organisers, revision guides and glossaries</p> <p>Make notes on the topics you know least about</p> <p>Work through the details of each key study and record the most important information</p> <p>Make mind maps of the key content</p> <p>Answer the exam questions</p> <p>Plan answers to the essay questions</p> <p>Make flash cards</p>



Spanish

Exam Board:	AQA
Title of topics to revise:	<p>Me, my family and friends (relationships/marriage) Technology (social media/mobile phones) Free time activities (music/cinema/TV/eating out/sport) Customs and Festivals (in Spain and Spanish speaking countries)</p> <p>Home, town, neighbourhood and region (home/where I live) Social issues (healthy living/charity work) Global issues (environment/poverty and homelessness) Travel and tourism (holidays/regions in Spain)</p> <p>Life at school and college (school and subjects) Jobs, career choices and ambitions (university/work/future plans)</p>
Key Words:	<p>Top 10 words for each unit: Vocabulary Full list of words for all topics: Spanish AQA vocab list.docx</p>
Recommended revision guides and workbooks:	<p>1. GCSE Spanish AQA Complete Revision & Practice (with CD & Online Edition) - Grade 9-1 CGP</p> <p>This book is bigger, has more details and 1 practice paper in the back. There are questions at the end of each unit and vocabulary pages to work through. There is a CD with access to the online Edition.</p> <p>2. 9-1 GCSE Spanish AQA Revision Guide (with Online Edition)</p> <p>Similar to #1 but smaller and more concise. Still contains all the topics, relevant vocabulary, practice questions and online edition access.</p> <p>3. GCSE Spanish AQA Exam Practice Workbook - for the Grade 9-1 Course</p> <p>This is often bought along with #2 as a more focused practice workbook with all exam style questions.</p> <p>4. New Grade 9-1 GCSE AQA Spanish: Vocabulary Revision Question Cards</p> <p>If Vocabulary is a struggle, work through this pack of ready-made flashcards. All topic related vocabulary in line with our AQA exam board. Also includes helpful tips.</p> <p>5. New Grade 9-1 GCSE AQA Spanish: Grammar & Translation Revision Question Cards</p> <p>Great for targeting topic specific exam style questions.</p>
Useful revision websites (please provide links)	<p>HIGHER AND FOUNDATION</p> <ol style="list-style-type: none"> 1. SharePoint. Go to Spanish / Y11 <p>ACTION PLAN 2025 with lots of teacher made links for revision can be found here:</p> <p>Y11 revision plan SPANISH 2025.pdf</p> <ol style="list-style-type: none"> 2. Kerboodle interactive textbook www.kerboodle.com Username : jsmith Password : jsmith (first time logging in – prompted to change to school login password) Institution code: ww7



	<p>3. https://www.memrise.com/en/learn-spanish/spanish-course/tags/gcse</p> <p>4. Seneca</p> <p>https://app.senecalearning.com/classroom/course/eefdd6b0-6960-11e8-9e60-31064e3f9a21/section/f2c127a0-6e3f-11e8-a671-cb40d2d9c7fd/session</p>
Links to Past Papers and mark schemes:	<p>https://revisionworld.com/gcse-revision/spanish/spanish-gcse-past-papers/aqa-gcse-spanish-past-papers</p>
What does good revision look like	<p>The SharePoint revision action plan is an excellent starting point. It contains 10 sessions to help focus you on preparing for one of the key skill areas and exams. Why not check out our new range of 120 second videos? 6 120 second videos</p> <p>LOADS of listening and reading practice here: Foundation Higher</p> <p>The Kerboodle and Seneca links above contain all the topic areas for you to choose which ones you'd like to revise. There are lots of reading and listening activities to practice. Also, use the CGP Spanish Revision Guide to hone your reading, listening and translation skills (it comes with a CD) Memrise is great to practice the vocabulary for each topic area (link above)</p>



Textiles

Exam Board:	AQA
Topics to revise:	<ul style="list-style-type: none"> • Materials: Timber, Metals, Polymers Paper & Boards • Properties of papers and boards, natural and manufactured timbers, metals and alloys and polymers. • Scales of production – one off, batch, mass, continuous. • Ecological and social footprint – The 6Rs, carbon footprint, safe working conditions, deforestation, mining, farming, product miles. • Forces and stresses – tension, compression, torsion, bending, shear and making materials stronger. • Surface treatments and finishes • Commercial manufacturing and finishes, quality control. • Investigation, primary and secondary data • Design strategies • Communicating design ideas – sketching, system drawings, isometric, orthographic. • Specialist techniques and processes • Industry and enterprise – how the design industry works • Sustainability and the environment. • People, culture and society • Production techniques and systems – automation, cad/cam, flexible manufacturing systems • Informing design decisions – planned obsolescence, design for maintenance. • Energy generation and storage– renewable and non-renewable. • Modern materials and Smart materials. • Composite materials and technical textiles • Systems and electronic systems processing • Mechanical devices
Key Words:	Glossary sheet pages 122-123 of CGP revision guide
Recommended revision guides and workbooks:	CGP AQA Design & Technology Revision Guide purchased in Year 10 Workbooks: Follow this link = Exam (Sharepoint > Product Design > Exam)
Useful revision websites:	https://www.bbc.co.uk/bitesize/examspecs/zby2bdm But mainly use the CGP Guide purchased in Year 10, your theory folder and the Revision Packs.
Recommended Past Paper links:	https://filestore.aqa.org.uk/sample-papers-and-mark-schemes/2019/june/AQA-8552W-QP-JUN19.PDF https://filestore.aqa.org.uk/resources/design-and-technology/AQA-85521-SMS.PDF https://www.aqa.org.uk/find-past-papers-and-mark-schemes Use the revision packs given out at Easter and your theory folder, make sure all practice past paper homeworks are completed, use BBC bitesize to test yourself on each topic.