

Oldfield School

Year 11:

Subject Guides,

Tips and Advice





Contents

Business Studies	3
Child Development	4
Computing	5
Dance	6
Drama	7
English Language	8
English Literature	9
Fine Art.....	10
Food Preparation and Nutrition	Error! Bookmark not defined.
French.....	12
Geography.....	14
History	15
Maths.....	16
Media Studies	17
Music	18
P.E. (GCSE).....	19
P.E (Sports Studies).....	20
Photography	21
Product design.....	22
Religion, Philosophy and Ethics	23
Science	24
Sociology.....	25
Spanish.....	26
Textiles.....	28



Business Studies

Exam Board:	EDUQAS
Exam Date(s):	
Topics to revise:	<p>Personal Learning Checklist</p> <p>https://oldfieldschool0.sharepoint.com/:w/s/OLD_Subjects_BS/EW5QYbRQwLNNk83MnR65aokB5krgtFio-udw7mFTafHE0w?e=hNWZun</p>
Key Words:	https://oldfieldschool0.sharepoint.com/:f/s/OLD_Subjects_BS/EktTqadh361HnOaD_BYDAp_kBhqAolBvfhRZ_dpwDIdg6g?e=l598Yc
Recommended revision guides and work books:	<p>https://www.amazon.co.uk/WJEC-Eduqas-Business-Malcolm-Surridge/dp/1510405291/ref=sr_1_1?dchild=1&keywords=eduqas+business+gcse&qid=1631192219&sr=8-1</p> <p>My Revision Notes: WJEC and EDUQAS GCSE Business: Amazon.co.uk: Salter, David: 9781510426535: Books</p>
Useful revision websites:	<p>https://www.bbc.co.uk/bitesize/examspecs/zbqrgwx</p> <p>https://oldfieldschool0.sharepoint.com/:f/s/OLD_Subjects_BS/ErPuizyDk1RLkHSWDD4950QBVSb_4hc8HNCpYlFITTMxmg?e=oclcqH</p> <p>https://resources.eduqas.co.uk/Pages/ResourceByArgs.aspx?subid=4&lvlid=2</p> <p>https://resources.eduqas.co.uk/Pages/ResourceSingle.aspx?rlid=1281</p> <p>https://www.youtube.com/watch?v=8HWnUUeVv2M</p> <p>https://www.tutor2u.net/</p> <p>https://www.twoteachers.co.uk/</p> <p>https://www.youtube.com/channel/UCe83jLdZ3PuqVwAHe6B3U2A</p> <p>https://www.youtube.com/channel/UCnVHZKYx1vWVnhRjJqJbNdQ</p> <p>https://www.youtube.com/c/twoteachers</p> <p>Super Curriculum</p> <p>https://oldfieldschool0.sharepoint.com/sites/OLD_Subjects_BS/Year%2011/Forms/AllItems.aspx?id=%2Fsites%2FOLD%5FSubjects%5FB%2FYear%2011%2FSuper%20Curriculum%20Home%20Work&viewid=e0e756a1%2Da233%2D460e%2D9fee%2De57f44e46deb</p> <p>SharePoint Index</p> <p>Index and Links For GCSE Business Studies .docx</p>
Recommended Past Paper links:	https://www.eduqas.co.uk/qualifications/business-gcse/#tab_pastpapers
What does good revision look like?	<p>Self-test using your knowledge organisers, revision guides and glossaries</p> <p>Make notes on the topics you know least about</p> <p>Work through the details of each key study and record the most important information</p> <p>Make mind maps of the key content</p> <p>Answer the exam questions</p> <p>Plan answers to the essay questions</p> <p>Make flash cards</p>



Child Development

Subject:	Child development
Exam Board:	OCR Cambridge National
Exam Date(s):	
Control assessment and due date	28.4.23
Recommended revision guides and work books:	RO20 Link to support slides on Sharepoint



Computing

Exam Board:	OCR
Exam Date(s):	
Topics to revise:	Paper 1 1.1 Systems Architecture 1.2 Memory 1.3 Storage 1.4 Wired and Wireless Networks 1.5 Network Topologies, Protocols and Layers 1.6 System Security 1.7 Systems Software 1.8 Ethical, Legal, Cultural and Environmental Concerns Paper 2 2.1 Algorithms 2.2 Programming Techniques 2.3 Producing Robust Programs 2.4 Computational Logic 2.5 Translators and Facilities of Languages 2.6 Data Representation
Key Words:	www.teach-ict.co.uk Username ba1 9ab password : python6
Recommended revision guides and work books:	All in our shared area and in the teams resources tab CGP revise guide OCR GCSE computer Science GCSE computer Science 19 Cambridge
Useful revision websites:	https://www.bbc.co.uk/bitesize/examspecs/zmtchbk https://app.senecalearning.com/ www.teach-ict.co.uk
Recommended Past Paper links:	These can be found in Teams and Sharepoint



Dance

Exam Board:	AQA
Exam Date(s):	Date - Dance
Topics to revise:	<p>Section A-Choreography- creating a motif (action, space, dynamics), motif development, choreographic intention, choreographic devices, structure, highlights and climax, aural setting/accompaniment, physical setting.</p> <p>Section A- Skills- Technical, Physical, Expressive and Mental; definitions of each skill; examples of exercises to improve each skill</p> <p>Section A- Health and Safe Practice (of the dancer and of the rehearsal space)</p> <p>Section B- YOU AS A DANCER- Technical, Physical, Expressive and Mental skills in relation to your Set Phrase (Breathe), to your performance in a duo/trio and in relation to your choreography.</p> <p>Section C- Anthology- Costume, Lighting, Physical Setting, Props, Use of Camera, Movement style, Choreographic intention/starting points/stimuli; Use of the dancers, movement content and motifs. Comparisons between 2 works.</p>
Key Words:	All key words are in your revision booklets.
Recommended revision guides and work books:	<p>Oldfield School GCSE Dance Revision Guide. Anthology Workbook</p> <p>These are also saved in Teams and on Sharepoint.</p>
Useful revision websites:	<p>websites:</p> <p>https://www.youtube.com/watch?v=z_yqDn_20PQ (A Linha Curva)</p> <p>https://www.youtube.com/watch?v=wNs8lpkQLmk (Artificial Things)</p> <p>Emancipation of Expressionism - YouTube (Emancipation of Expressionism)</p> <p>Infra - YouTube</p> <p>Shadows - YouTube</p> <p>Within Her Eyes - YouTube</p>
Recommended Past Paper links:	These can be found in Teams and Sharepoint
What does good revision look like?	Classroom: use your dance notebook and revision guide to go through the different types of skills, their definitions and the different exercises you need to improve these. If they have access to a computer: use the links to the anthology works- watch a work and pick one of the constituent features (lighting, accompaniment/aural setting, physical setting costume, use of camera) to analyse and revise. Make sure you can give clear examples from the work/s.



Drama

Exam Board:	Eduqas
Exam Date(s):	
Control assessment and due date	Already Completed. <ul style="list-style-type: none">• Component 1: Devising June 23 (Completed)• Component 2: Performing from a Text 6.3.24 (Completed)
Topics to revise:	<ul style="list-style-type: none">• Set Text – Noughts and Crosses• Live Theatre Review (student choice)
Key Words:	Key Words are available in: <ul style="list-style-type: none">- Knowledge Organisers (SharePoint) Section B Live Theatre- Live Theatre review guide (SharePoint) Section B Live Theatre- EDUQAS drama GCSE specification- BBC Bitesize, EDUQAS drama pages.
Recommended revision guides and work books:	Digital copy of the text (SharePoint) Noughts and Crosses Script Live Theatre Review guide (SharePoint) Section B Live Theatre Eduqas Noughts and Crosses student guide https://resource.download.wjec.co.uk/vtc/2021-22/wjec21-22_1-2/batch-b-pdf/noughts-and-crosses.pdf
Useful revision websites:	BBC Bitesize – https://www.bbc.co.uk/bitesize/examspecs/zdb6xyc Exam specification - https://www.eduqas.co.uk/media/abtjz5rx/eduqasgcse-drama-spec-from-2016-e-19-10-2020.pdf Look for clips of your chosen Live Theatre performance on Youtube.
Recommended Past Paper links:	Exam board website https://www.eduqas.co.uk/qualifications/dramagcse/#tab_overview Please also see Year 11 SharePoint page C3 Written exam 0X and Live Theatre



English Language

Exam Board:	Eduquas
Exam Date(s):	
Topics to revise:	<p>Component 1 Reading Section – Analysis of Prose Fiction Extracts Component 1 Writing Section – Creative Writing; Description and Narrative Component 2 Reading Section – Analysis of Non Fiction Extracts; Comparison Component 2 Writing Section – Persuasive Writing; Range of Forms:</p> <ul style="list-style-type: none"> - Article - Speech - Letter - Review - Report - Leaflet/Guide
Recommended revision guides and work books:	<p>CGP Eduquas English Language 9 -1 Revision Guide https://www.amazon.co.uk/English-Language-Complete-Revision-Practice/dp/1789082439/ref=sr_1_3?crid=LH5EYN2W2ZI6&keywords=eduquas+english+language+gcse&qid=1676821107&srefix=eduquas+%2Caps%2C133&sr=8-3 CGP Eduquas English Language 9 -1 Workbook https://www.amazon.co.uk/GCSE-English-Language-Eduquas-Workbook/dp/1782943722/ref=sr_1_4?crid=LH5EYN2W2ZI6&keywords=eduquas+english+language+gcse&qid=1676821153&srefix=eduquas+%2Caps%2C133&sr=8-4</p>
Useful revision websites:	<p>English Language Super-Curriculum on Sharepoint: English Language Super Curriculum 2023 https://www.youtube.com/results?search_query=eduquas+english+language+paper+1 https://www.youtube.com/results?search_query=eduquas+english+language+paper+2</p>
Recommended Past Paper links:	<p>English Language Super-Curriculum on Sharepoint: https://oldfieldschool0.sharepoint.com/sites/OLD_Subjects_EN/Year%2011/Farms/AllItems.aspx?id=%2Fsites%2FOLD%5FSubjects%5FEN%2FYear%2011%2FEnglish%20Language%20Super%20Curriculum%202023%2FLANGUAGE&viewid=5c55ff38%2Dc07a%2D4ccb%2D89d4%2Df72f1e25eb70</p>
What does good revision look like?	<ul style="list-style-type: none"> • Watch Super-Curriculum videos with regards to walkthroughs of the exam. • Plan and prepare all the papers in the 'Justo' and 'Prisons' booklet from Year 10 • Use activities in the Super-curriculum folders • Look at the past papers in the Super-curriculum folders • DIRT previous mock papers • Practice creative writing from a range of stimuli



English Literature

Subject:	GCSE English Literature
Exam Board:	Eduquas
Exam Date(s):	
Topics to revise:	Component 1: Macbeth Poetry Anthology Component 2: Dr Jekyll and Mr Hyde or Christmas Carol depending on class An Inspector Calls Unseen Poetry
Recommended revision guides and work books:	CGP provide revision guides and workbooks for all texts. Make sure you get the ones for Eduquas.
Useful revision websites:	English Literature Super-Curriculum on Sharepoint: English Literature Super Curriculum 2023 Youtube – Oldfield English have a channel here. https://www.youtube.com/channel/UCTmtlf1G2-195vN_Qmvgvg?app=desktop Mr Bruff on Youtube. Again, make sure you are looking at the videos appropriate for Eduquas if it is about exam technique
Recommended Past Paper links:	Past Paper folder in Super Curriculum link. Eduquas website.
What does good revision look like?	<ul style="list-style-type: none">• Re-read your texts• Plan essays to past papers in Super curriculum folders• Watch Super-curriculum videos• Use the activities in the Super-curriculum folders• Track Characters and themes through mind maps, charts, or tables.• Create revision cards with ten key quotes per text.• DIRT previous essays or exercise books



Fine Art

Exam Board:	AQA
Exam Date(s):	This is not an exam in a typical sense – pupils should have produced a body of work on a theme set for them by the exam board. In the ‘exam’, pupils will produce ‘personal response’ outcomes based on the work they have produced prior to the exam. These are sometimes referred to as ‘final pieces’.
Control assessment and due date	
Topics to revise:	<p>Students are not required to revise in a traditional sense as they will be marked on coursework only. Their coursework will need to be submitted in full to their class teacher before their exam starts. Therefore, sketchbooks must be completed by, and brought, on the morning of the 3rd May. After this time students are not able to make any further adjustments to their coursework.</p> <p>Students need to hand in three individual projects: Natural Forms; Identity; Externally set assignment.</p>
Key Words:	Please see the KS4 Materials & Techniques Guide for Fine Art available on the subject Super Curriculum: KS4 Materials & Techniques



Food Preparation and Nutrition

Exam Board:	OCR
Exam Date(s):	
Control assessment and due date	
Topics to revise:	<ul style="list-style-type: none">• The relationship between diet and health• Nutritional and dietary needs of different groups of people• Nutritional needs when selecting recipes for different groups of people• Energy balance• Macro nutrients – Protein, Fat and Carbohydrates• Micro nutrients - Vitamins and Minerals• Water• Nutritional content of the main commodity groups• Food Provenance: Food source and supply• Food processing and production• Food security• Technological developments to support better health and food production• Development of culinary traditions• Factors influencing food choice• Food Science• Sensory Properties• Food Safety
Key Words:	Please see TEAMS for keyword booklets and knowledge organisers.
Recommended revision guides and work books:	Any GCSE Food Preparation and Nutrition Revision guide
Useful revision websites:	Seneca – weblink on Satchel One – weekly topics uploaded to complete https://www.bbc.co.uk/bitesize/subjects/zdn9jhv https://www.nutrition.org.uk/ https://www.foodafactoflife.org.uk/14-16-years/ https://www.nhs.uk/change4life https://www.bhf.org.uk/informationsupport/support/healthy-living/healthy-eating
Recommended Past Paper links:	All are on within our Microsoft Teams group and on the OCR website https://ocr.org.uk/qualifications/gcse/food-preparation-and-nutrition-j309-from-2016/assessment/



French


Exam Board:	AQA
Exam Date(s):	Speaking mock - 17th April Speaking real exam - 1st May
Title of topics to revise:	Me, my family and friends (relationships/marriage) Technology (social media/mobile phones) Free time activities (music/cinema/TV/eating out/sport) Customs and Festivals (in Spain and Spanish speaking countries) Home, town, neighbourhood and region (home/where I live) Social issues (healthy living/charity work) Global issues (environment/poverty and homelessness) Travel and tourism (holidays/regions in Spain) Life at school and college (school and subjects) Jobs, career choices and ambitions (university/work/future plans)
Key Words:	Top 10 words for each unit: Vocabulary Full list of words for all topics: Vocabulary-list-French GCSE.docx
Recommended revision guides and workbooks:	1. GCSE French AQA Complete Revision & Practice (with CD & Online Edition) - Grade 9-1 CGP This book is bigger, has more details and 1 practice paper in the back. There are questions at the end of each unit and vocabulary pages to work through. There is a CD with access to the online Edition. 2. 9-1 GCSE French AQA Revision Guide (with Online Edition) Similar to #1 but smaller and more concise. Still contains all the topics, relevant vocabulary, practice questions and online edition access. 3. GCSE French AQA Exam Practice Workbook - for the Grade 9-1 Course This is often bought along with #2 as a more focused practice workbook with all exam style questions. 4. New Grade 9-1 GCSE AQA French: Vocabulary Revision Question Cards If Vocabulary is a struggle, work through this pack of ready-made flashcards. All topic related vocabulary in line with our AQA exam board. Also includes helpful tips. 5. New Grade 9-1 GCSE AQA French: Grammar & Translation Revision Question Cards Great for targeting topic specific exam style questions.



<p>Useful revision websites (please provide links)</p>	<p>HIGHER AND FOUNDATION</p> <ol style="list-style-type: none">1. SharePoint. Go to French / Y11 / REVISION <p>REVISION ACTION PLAN with lots of teacher made links for revision can be found here:</p> <p><u>Y11 revision plan FRENCH 2024.pdf</u></p> <ol style="list-style-type: none">2. Kerboodle interactive textbook www.kerboodle.com Username : jsmith Password : jsmith (first time logging in – prompted to change to school login password) Institution code: wv73. https://www.memrise.com/en/learn-french/french-course/tags/gcse4. https://app.senecalearning.com/dashboard/join-class/jw6lmzdz9b
<p>Links to Past Papers and mark schemes:</p>	<p>https://revisionworld.com/gcse-revision/french/french-gcse-past-papers/aqa-gcse-french-past-papers</p>
<p>What does good revision look like?</p>	<p>The SharePoint revision action plan is an excellent starting point. It contains 10 sessions to help focus you on preparing for one of the key skill areas and exams. Why not check out our new range of 120 second videos? <u>6 120 second videos</u></p> <p>The Kerboodle and Seneca links above contain all the topic areas for you to choose which ones you'd like to revise. There are lots of reading and listening activities to practice.</p> <p>Also, use the CGP French Revision Guide to hone your reading, listening and translation skills (it comes with a CD)</p> <p>Memrise is great to practice the vocabulary for each topic area (link above)</p>



Geography

Exam Board:	AQA		
Exam Date(s):			
Topics to revise:	<ol style="list-style-type: none"> 1. NATURAL HAZARDS 2. LIVING WORLD 3. PHYSICAL LANDSCAPES OF THE UK 	<ol style="list-style-type: none"> 1. URBAN ISSUES AND CHALLENGES 2. CHANGING ECONOMIC WORLD 3. RESOURCE MANAGEMENT 	<ol style="list-style-type: none"> 1. GEOGRAPHICAL SKILLS
Recommended revision guides and work books:	 <p>AQA GCSE Geography Collins revision Guide (link)</p>		
Useful revision websites:	<p>Super Curriculum overview- GCSE Geography Revision- Super Curriculum</p> <p>Paper 1: Paper 1- Physical</p> <p>Paper 2: Paper 2- Human</p> <p>Paper 3: Paper 3- Skills</p> <p>Knowledge organisers: 5. Knowledge Organisers</p>		
Recommended Past Paper links:	<p>4. Past Paper Material (super Curriculum link to all the past papers)</p>		
What does good revision look like?	<ol style="list-style-type: none"> 1. Find the topic you want to revise on your knowledge organiser 2. Process the information into another form, flash card, mnemonic, diagrams... 3. Review the information until it is memorised 2. Open the Exam question and complete. 4. Watch the video where you will see a teacher showing you how to answer the exam question- this is vital as you will understand exam technique, examples and how to write geographically Mark your answer and make corrections <p>Repeat this process again, and again, and again!</p>		




History

Exam Board:	Edexcel
Exam Date(s):	Migration- 15 th May 2024 Cold War and Henry VIII- 4 th June 2024 Weimar and Nazi Germany- 11 th June 2024
Topics to revise:	A full list of revision topics can be found on SharePoint- GCSE History Exams Revision Materials
Recommended revision guides and work books:	Resources for revision can be found via the above Share Point link.
Useful revision websites:	https://www.bbc.co.uk/bitesize/examspecs/zw4bv4j
Recommended Past Paper links:	To be found on the Share Point link
What does good revision look like?	<ol style="list-style-type: none">1. Core knowledge learning2. Knowledge recall3. Exam question practice These stages are all available through the revision materials on Share Point



Maths

Subject:	Maths
Exam Board:	Edexcel
Exam Date(s):	
Topics to revise:	See the pupil's individualised exam feedback sheet for the list of topics.
Key Words:	https://www.mathsemporium.com/wp-content/uploads/empdocs/GCSE%20(9-1)%20A%20Teacher%20Guide%20To%20Command%20Words.pdf
Recommended revision guides and work books:	CGP Complete revision and practice Higher Foundation
Useful revision websites:	Corbett maths Maths genie Dr Frost Maths
Recommended Past Paper links:	https://www.physicsandmathstutor.com/past-papers/gcse-maths/
What does good revision look like?	 Super Curriculum Guide.pdf



Media Studies

Exam Board:	Eduquas
Exam Date(s):	
Topics to revise:	Component 1 <ul style="list-style-type: none">• Set Print Texts (Advertisements, Magazine front Covers, Newspaper front Covers, Film Posters)• Fortnite (Video Game)• The Sun Newspaper• James Bond Film Marketing• The Archers Component 2 <ul style="list-style-type: none">• TV Crime Drama (Luther and The Sweeny)• Music Videos and online Media (Katy Perry / Pharrell Williams / TLC)
Key Words:	GCSE media studies Glossary.pdf (uk.s3.amazonaws.com)
Recommended revision guides and work books:	WJEC/Eduqas GCSE Media Studies Revision Guide: Amazon.co.uk: Sheard, Hayley: 9781911208891: Books
Useful revision websites:	BBC Bitesize - GCSE Media Studies - BBC Bitesize The Media Insider - YouTube
What does good revision look like?	You must: <ul style="list-style-type: none">• Learn the key Media Theories and be able to apply them to the set texts• Learn all the subject terminology and be able to apply them to the set text• Make sure you know the set texts inside out so that you make specific references to them within your extended responses



Music

Exam Board:	AQA
Exam Date(s):	17 th June 2024
Control assessment and due date	Composing Music: 28 th March 2024 Performing Music: 19 th April 2024
Topics to revise:	<p>Western classical tradition 1650–1910</p> <ul style="list-style-type: none"> • The Coronation Anthems and Oratorios of Handel. • The Orchestra Music of Haydn, Mozart and Beethoven. • The piano music of Chopin and Schumann. • The Requiem of the late Romantic period. <p>Popular music</p> <ul style="list-style-type: none"> • Music of Broadway 1950s to 1990s • Rock music of 1960s and 1970s • Film and computer gaming music 1990s to present • Pop music 1990s to present. <p>Traditional music</p> <ul style="list-style-type: none"> • Blues music from 1920–1950 • Fusion music incorporating African and/or Caribbean music • Contemporary Latin music • Contemporary Folk music of the British Isles. <p>Western classical tradition since 1910</p> <ul style="list-style-type: none"> • The orchestral music of Copland • British music of Arnold, Britten, Maxwell-Davies and Tavener • The orchestral music of Zoltán Kodály and Béla Bartók • Minimalist music of John Adams, Steve Reich and Terry Riley. <p>Mozart, Clarinet Concerto in A Major K.622; 3rd Movement (Rondo) Paul Simon, Graceland; <i>Graceland, You Can Call Me Al, Diamonds on the Soles of Her Shoes.</i></p>
Key Words:	Student Folders Super Curriculum BBC Bitesize - https://www.bbc.co.uk/bitesize/examspecs/zfwv7nb
Recommended revision guides and work books:	CGP or Rhinegold Make sure you get the AQA version!
Useful revision websites:	BBC Bitesize - https://www.bbc.co.uk/bitesize/examspecs/zfwv7nb
What does good revision look like?	Make sure you know the meaning of all of your keywords and that you can hear them in music – practise on any kind of music you chose. Then make sure you know all the features you would expect to hear in each genre of music from each area of study, and practise hearing these. Your repertoire needs to be a bit more specific for this! Finally, make sure you understand the context and analysis of each of your set works – you can revise this by listening and following through with your score and looking back over the kinds of questions that will be asked about these pieces.



P.E. (GCSE)

Exam Board:	AQA
Exam Date(s):	
Control assessment and due date	
Topics to revise:	Paper 1: <ul style="list-style-type: none">• The structure and functions of the musculoskeletal system• The structure and functions of the cardio-respiratory system• Movement Analysis• Physical Training Paper 2: <ul style="list-style-type: none">• Skill acquisition and goal setting• Sport Psychology• Socio-cultural influences• Health fitness and well-being
Key Words:	All key words are at the back of the CGP revision guide or AQA GCSE PE textbook. Also available online: https://filestore.aqa.org.uk/resources/pe/AQA-8582-VOCAB.PDF
Recommended revision guides and work books:	CGP AQA GCSE PE 1-9
Useful revision websites:	https://www.theeverlearner.com/ https://senecalearning.com/en-GB/ https://www.bbc.co.uk/bitesize/subjects/znyb4wx
Past Papers	AQA GCSE Physical Education Assessment resources
What does good revision look like?	For paper one focus on unit 4 as a priority as there are significant amounts of questions related to training and fitness. For both papers, be clear on your definitions so that you can apply it accurately to questions.



P.E (Sports Studies)

Exam Board:	OCR
Exam Date(s):	
Topics to revise:	<ul style="list-style-type: none">• LO1: Issues which affect participation in sport• LO2: The role of sport in promoting values• LO3: The implications of hosting a major sporting event for a city or country• LO4: The role National Governing Bodies (NGBs) play in the development of their sport• LO6: The use of technology in sport
Key Words:	A full list of the keywords can be found on the link below. GLOSSARY of key terms.docx (sharepoint.com)
Recommended revision guides and work books:	<ul style="list-style-type: none">• Cambridge Nationals Sports Studies Text book:• My Revision Notes: Cambridge National Level 1/2 Sport Studies: My Revision Notes: Cambridge National Level 1/2 Sport Studies eBook : Burrows, Symond, Young, Sue: Amazon.co.uk: Kindle Store• Zig Zag Revision Guide and work book provided by school
Useful revision websites:	The EverLearner :: Home
Past Papers	A full selection of past exam papers can be found on the link below to our share point group. PE Vocational - Past Papers - All Documents (sharepoint.com)
What does good revision look like?	<ol style="list-style-type: none">1. Focus on your areas of weakness e.g. governing bodies2. Practice 8 mark exam questions focusing on P.E.E3. Use past papers to practice, practice practice!



Photography

Exam Board:	AQA
Exam Date(s):	This is not an exam in a typical sense – pupils should have produced a body of work on a theme set for them by the exam board. In the exam, pupils will produce final edits based on the work they have produced prior to the exam.
Control assessment and due date	11A – Date 11B – Date
Topics to revise:	<p>Students are not required to revise in a traditional sense as they will be marked on coursework only. Their coursework will need to be submitted in full to their class teacher before their exam starts. After this time students are not able to make any further adjustments to their coursework.</p> <p>Students need to hand in three individual projects: Urban; Reflection & Distortion; Externally set assignment.</p>
Key Words:	Please see the KS4/5 Literacy Guide for Photography available on the subject Super Curriculum: KS4 and 5 Literacy Guide.pptx


















Product Design

Exam Board:	AQA
Exam Date(s):	Date
NEA and due date	Due the end of Term 4
Topics to revise:	<ul style="list-style-type: none">• Materials: Timber, Metals, Polymers Paper & Boards• Properties of papers and boards, natural and manufactured timbers, metals and alloys and polymers.• Scales of production – one off, batch, mass, continuous.• Ecological and social footprint – The 6Rs, carbon footprint, safe working conditions, deforestation, mining, farming, product miles.• Forces and stresses – tension, compression, torsion, bending, shear and making materials stronger.• Surface treatments and finishes• Commercial manufacturing and finishes, quality control.• Investigation, primary and secondary data• Design strategies• Communicating design ideas – sketching, system drawings, isometric, orthographic.• Specialist techniques and processes• Industry and enterprise – how the design industry works• Sustainability and the environment.• People, culture and society• Production techniques and systems – automation, cad/cam, flexible manufacturing systems• Informing design decisions – planned obsolescence, design for maintenance.• Energy generation and storage– renewable and non-renewable.• Modern materials and Smart materials.• Composite materials and technical textiles• Systems and electronic systems processing• Mechanical devices
Key Words:	Glossary sheet pages 122-123 of CGP revision guide
Recommended revision guides and workbooks:	CGP AQA Design & Technology Revision Guide purchased in Year 10 Workbooks: Follow this link = Exam (Sharepoint > Product Design > Exam)
Useful revision websites:	https://www.bbc.co.uk/bitesize/examspecs/zby2bdm But mainly use the CGP Guide purchased in Year 10, your theory folder and the Revision Packs.
Recommended Past Paper links:	https://filestore.aqa.org.uk/sample-papers-and-mark-schemes/2019/june/AQA-8552W-QP-JUN19.PDF https://filestore.aqa.org.uk/resources/design-and-technology/AQA-85521-SMS.PDF https://www.aqa.org.uk/find-past-papers-and-mark-schemes Use the revision packs given out at Easter and your theory folder, make sure all practice past paper homeworks are completed, use BBC bitesize to test yourself on each topic.




Religion, Philosophy and Ethics

Exam Board:	Eduqas GCSE Religious Studies Eduqas					
Exam Date(s):						
Topics to revise:	<ul style="list-style-type: none"> ▪ Issues of Relationships ▪ Issues of Life and Death ▪ Issues of Good and Evil ▪ Issues of Human Rights ▪ Christianity: Beliefs and Teachings ▪ Christianity: Practices ▪ Islam: Beliefs and Teachings ▪ Islam: Practices 					
Recommended revision guides and work books:	<p>The pink, yellow, blue, orange, purple and green Knowledge Organisers created by Mrs Lewis are best!</p> <p>My Revision Notes WJEC Eduqas GCSE (9-1) Religious Studies Route A: Covering Christianity, Buddhism, Islam and Judaism : White, Joy, Craigen, Gavin: Amazon.co.uk: Books</p> <p>Eduqas GCSE Religious Studies (9-1): Route A: Christianity, Islam and themes : Lloyd, Clare: Amazon.co.uk: Books</p> <p>Eduqas GCSE (9-1) Religious Studies Route A Workbook: Amazon.co.uk: Haste, Elena: 9781398353930: Books</p> <p>GCSE Religious Studies: Revision Guide (with Online Edition): for the 2024 and 2025 exams (CGP GCSE RS) : CGP Books, CGP Books: Amazon.co.uk: Books</p>					
Useful revision websites:	GCSE Religious Studies - Eduqas - BBC Bitesize					
Recommended Past Paper links:	GCSE Religious Studies Eduqas					
What does good revision look like?	<p>Use of Super Curriculum Videos and Knowledge Organisers to form your own revision materials, learn the information off by heart and complete exam practice. See below:</p> <div style="text-align: center; border: 1px solid black; padding: 5px; margin-bottom: 10px;"> <p>How should I use this Knowledge Organiser?</p> </div> <table border="1" style="width: 100%; border-collapse: collapse;"> <tr> <td style="width: 20%; text-align: center; vertical-align: top;"> <p>1. Catch-up</p>  <p>You should use this to help catch up if you miss a lesson.</p> </td> <td style="width: 20%; text-align: center; vertical-align: top;"> <p>2. Condense + create</p>  <p>There's too much info in here so you should condense the information into your own revision resources. Such as your own:</p> <ul style="list-style-type: none"> □ Cornell notes □ Revision cards □ Infographics □ Graphic organisers □ Mind maps <p>All of which will help with your revision</p> </td> <td style="width: 20%; text-align: center; vertical-align: top;"> <p>3. Quizzing</p>  <p>You should quiz yourself, quiz others, you should also ask friends or family to quiz you.</p> <p>Quizzing helps make sure you know the information off by heart (in the exam you don't have this KO!)</p> </td> <td style="width: 20%; text-align: center; vertical-align: top;"> <p>4. Learning off by heart</p>  <p>You should use this to learn information off by heart.</p> <p>For example, learning key terms off by heart.</p> <p>You could do this by writing it out. You could also write what you know from memory in black pen, then add (using the KO) in red pen what you forgot.</p> </td> <td style="width: 20%; text-align: center; vertical-align: top;"> <p>5. Exam Practice</p>  <p>You should also refer to the KO when you are completing exam practice, homework or assignments.</p> <p>The best performing students revise the topic and then complete an exam question or questions.</p> </td> </tr> </table>	<p>1. Catch-up</p>  <p>You should use this to help catch up if you miss a lesson.</p>	<p>2. Condense + create</p>  <p>There's too much info in here so you should condense the information into your own revision resources. Such as your own:</p> <ul style="list-style-type: none"> □ Cornell notes □ Revision cards □ Infographics □ Graphic organisers □ Mind maps <p>All of which will help with your revision</p>	<p>3. Quizzing</p>  <p>You should quiz yourself, quiz others, you should also ask friends or family to quiz you.</p> <p>Quizzing helps make sure you know the information off by heart (in the exam you don't have this KO!)</p>	<p>4. Learning off by heart</p>  <p>You should use this to learn information off by heart.</p> <p>For example, learning key terms off by heart.</p> <p>You could do this by writing it out. You could also write what you know from memory in black pen, then add (using the KO) in red pen what you forgot.</p>	<p>5. Exam Practice</p>  <p>You should also refer to the KO when you are completing exam practice, homework or assignments.</p> <p>The best performing students revise the topic and then complete an exam question or questions.</p>
<p>1. Catch-up</p>  <p>You should use this to help catch up if you miss a lesson.</p>	<p>2. Condense + create</p>  <p>There's too much info in here so you should condense the information into your own revision resources. Such as your own:</p> <ul style="list-style-type: none"> □ Cornell notes □ Revision cards □ Infographics □ Graphic organisers □ Mind maps <p>All of which will help with your revision</p>	<p>3. Quizzing</p>  <p>You should quiz yourself, quiz others, you should also ask friends or family to quiz you.</p> <p>Quizzing helps make sure you know the information off by heart (in the exam you don't have this KO!)</p>	<p>4. Learning off by heart</p>  <p>You should use this to learn information off by heart.</p> <p>For example, learning key terms off by heart.</p> <p>You could do this by writing it out. You could also write what you know from memory in black pen, then add (using the KO) in red pen what you forgot.</p>	<p>5. Exam Practice</p>  <p>You should also refer to the KO when you are completing exam practice, homework or assignments.</p> <p>The best performing students revise the topic and then complete an exam question or questions.</p>		



Science

Subject:	GCSE Combined Science and Separate Sciences		
	Biology	Chemistry	Physics
Exam Date(s):			
Title of topics to revise:	Biology Paper 1 <ul style="list-style-type: none"> • Cells • Digestion • Heart and Health • Plant tissues and organs • Infection and Response • Bioenergetics 	Chemistry Paper 1 <ul style="list-style-type: none"> • Atomic structure • Periodic table • Ionic bonding • Covalent & metallic bonding • Electrolysis • Chemical reactions • Energy changes 	Physics Paper 1 <ul style="list-style-type: none"> • Energy • Particle Model • Nuclear Physics • Electricity
	Biology Paper 2 <ul style="list-style-type: none"> • Homeostasis • Reproduction • Variation and evolution • Ecology 	Chemistry Paper 2 <ul style="list-style-type: none"> • Rates of reaction • Organic chemistry • Chemical analysis • Atmospheric chemistry • Using resources 	Physics Paper 2 <ul style="list-style-type: none"> • Forces and motion • Forces • Waves • Magnetism • Space (TRIPLE ONLY)
Recommended revision guides and workbooks:		Collins Combined Science Revision Guide (link)	
Knowledge Organisers (Topic Summary Pages):	Oldfield Sharepoint link - 02 Knowledge Organisers - Topic Summary Pages		
Useful revision websites:	Oldfield School Super Curriculum - 00 Super curriculum (REVISION) To use these resources effectively you should follow these steps in the back of your science book. <ol style="list-style-type: none"> 1. Find the topic you want to revise for 2. Choose a subtopic that you want to improve on 3. Watch the '0 Video' which gives you information and write at least ½ a page of notes or mind map 4. Open the pdf '1a Exam Question' and complete it. 5. Watch the '1b Walk through' video where you will see a teacher showing you how to answer the exam question 6. Mark your answer and make corrections in a different colour pen 		
Links to Past Papers and mark schemes:	Sharepoint Link- 01 Exam Past Papers		



Sociology

Exam Board:	AQA
Exam Date(s):	
Topics to revise:	Families and Households Education Crime and Deviance Social Stratification Research Methods
Key Words:	You will find lists of key words in the “consolidating” section of the super-curriculum . Quizlet is also an excellent source to use to aid learning on all the key terms in Sociology. See links to these in the “useful revision websites” section of this document.
Recommended revision guides and workbooks:	Main Course Textbook ISBN: 978-1510470286 AQA GCSE (9-1) Sociology, Updated Edition Suggested Revision Guide AQA GCSE 9-1 Sociology All-in-One Complete Revision and Practice (Collins GCSE Grade 9-1 Revision) Tutor2u offer some excellent revision resources too: https://www.tutor2u.net/sociology/store/selections/aqa-gcse-sociology-teaching-revision-resources Also, make use of: *Additional workbooks that you can download for every topic from the “deepening” section of the super-curriculum . *Condensed knowledge organisers that you can download for every topic from the “consolidating” section of the super-curriculum . *Audio mock feedback from your teachers that help you to understand how to do well in exam questions. This can be found in the “deepening” section of the super-curriculum .
Useful revision websites:	BBC Bitesize: https://www.bbc.co.uk/bitesize/subjects/zbbw2hv Seneca Learning: https://app.senecalearning.com/ AQA: https://www.aqa.org.uk/subjects/sociology/gcse Search Tutor2U Sociology GCSE Revision on: www.youtube.com Quizlet: https://quizlet.com/MsEagleHighStorrs/sets
Recommended Past Paper links:	https://www.aqa.org.uk/subjects/sociology/gcse
What does good revision look like?	Self-test using your knowledge organisers, revision guides and glossaries Make notes on the topics you know least about Work through the details of each key study and record the most important information Make mind maps of the key content Answer the exam questions Plan answers to the essay questions Make flash cards



Spanish

Exam Board:	AQA
Exam Date(s):	Speaking mock – 17 th or 18 th April Speaking real exam – 1 st or 2 nd May
Title of topics to revise:	Me, my family and friends (relationships/marriage) Technology (social media/mobile phones) Free time activities (music/cinema/TV/eating out/sport) Customs and Festivals (in Spain and Spanish speaking countries) Home, town, neighbourhood and region (home/where I live) Social issues (healthy living/charity work) Global issues (environment/poverty and homelessness) Travel and tourism (holidays/regions in Spain) Life at school and college (school and subjects) Jobs, career choices and ambitions (university/work/future plans)
Key Words:	Top 10 words for each unit: Vocabulary Full list of words for all topics: Spanish AQA vocab list.docx
Recommended revision guides and workbooks:	1. GCSE Spanish AQA Complete Revision & Practice (with CD & Online Edition) - Grade 9-1 CGP This book is bigger, has more details and 1 practice paper in the back. There are questions at the end of each unit and vocabulary pages to work through. There is a CD with access to the online Edition. 2. 9-1 GCSE Spanish AQA Revision Guide (with Online Edition) Similar to #1 but smaller and more concise. Still contains all the topics, relevant vocabulary, practice questions and online edition access. 3. GCSE Spanish AQA Exam Practice Workbook - for the Grade 9-1 Course This is often bought along with #2 as a more focused practice workbook with all exam style questions. 4. New Grade 9-1 GCSE AQA Spanish: Vocabulary Revision Question Cards If Vocabulary is a struggle, work through this pack of ready-made flashcards. All topic related vocabulary in line with our AQA exam board. Also includes helpful tips. 5. New Grade 9-1 GCSE AQA Spanish: Grammar & Translation Revision Question Cards Great for targeting topic specific exam style questions.
Useful revision websites (please provide links)	HIGHER AND FOUNDATION <ol style="list-style-type: none">1. SharePoint. Go to Spanish / Y11 / REVISION REVISION ACTION PLAN with lots of teacher made links for revision can be found here: Y11 revision plan SPANISH 2024.pdf2. Kerboodle interactive textbook



	<p>www.kerboodle.com Username : jsmith Password : jsmith (first time logging in – prompted to change to school login password) Institution code: wv7</p> <p>3. https://www.memrise.com/en/learn-spanish/spanish-course/tags/gcse</p> <p>4. Seneca</p> <p>https://app.senecalearning.com/classroom/course/eefdd6b0-6960-11e8-9e60-31064e3f9a21/section/f2c127a0-6e3f-11e8-a671-cb40d2d9c7fd/session</p>
Links to Past Papers and mark schemes:	<p>https://revisionworld.com/gcse-revision/spanish/spanish-gcse-past-papers/aqa-gcse-spanish-past-papers</p>
What does good revision look like	<p>The SharePoint revision action plan is an excellent starting point. It contains 10 sessions to help focus you on preparing for one of the key skill areas and exams. Why not check out our new range of 120 second videos? 6 120 second videos</p> <p>The Kerboodle and Seneca links above contain all the topic areas for you to choose which ones you'd like to revise. There are lots of reading and listening activities to practice. Also, use the CGP Spanish Revision Guide to hone your reading, listening and translation skills (it comes with a CD) Memrise is great to practice the vocabulary for each topic area (link above)</p>



Textiles

Exam Board:	AQA
Exam Date(s):	
NEA and due date	Due end of Term 4
Topics to revise:	<ul style="list-style-type: none"> • Materials: Timber, Metals, Polymers Paper & Boards • Properties of papers and boards, natural and manufactured timbers, metals and alloys and polymers. • Scales of production – one off, batch, mass, continuous. • Ecological and social footprint – The 6Rs, carbon footprint, safe working conditions, deforestation, mining, farming, product miles. • Forces and stresses – tension, compression, torsion, bending, shear and making materials stronger. <ul style="list-style-type: none"> • Surface treatments and finishes • Commercial manufacturing and finishes, quality control. • Investigation, primary and secondary data • Design strategies • Communicating design ideas – sketching, system drawings, isometric, orthographic. • Specialist techniques and processes • Industry and enterprise – how the design industry works • Sustainability and the environment. • People, culture and society • Production techniques and systems – automation, cad/cam, flexible manufacturing systems • Informing design decisions – planned obsolescence, design for maintenance. • Energy generation and storage– renewable and non-renewable. • Modern materials and Smart materials. • Composite materials and technical textiles • Systems and electronic systems processing • Mechanical devices
Key Words:	Glossary sheet pages 122-123 of CGP revision guide
Recommended revision guides and workbooks:	CGP AQA Design & Technology Revision Guide purchased in Year 10 Workbooks: Follow this link = Exam (Sharepoint > Product Design > Exam)
Useful revision websites:	https://www.bbc.co.uk/bitesize/examspecs/zby2bdm But mainly use the CGP Guide purchased in Year 10, your theory folder and the Revision Packs.
Recommended Past Paper links:	https://filestore.aqa.org.uk/sample-papers-and-mark-schemes/2019/june/AQA-8552W-QP-JUN19.PDF https://filestore.aqa.org.uk/resources/design-and-technology/AQA-85521-SMS.PDF https://www.aqa.org.uk/find-past-papers-and-mark-schemes Use the revision packs given out at Easter and your theory folder, make sure all practice past paper homeworks are completed, use BBC bitesize to test yourself on each topic.